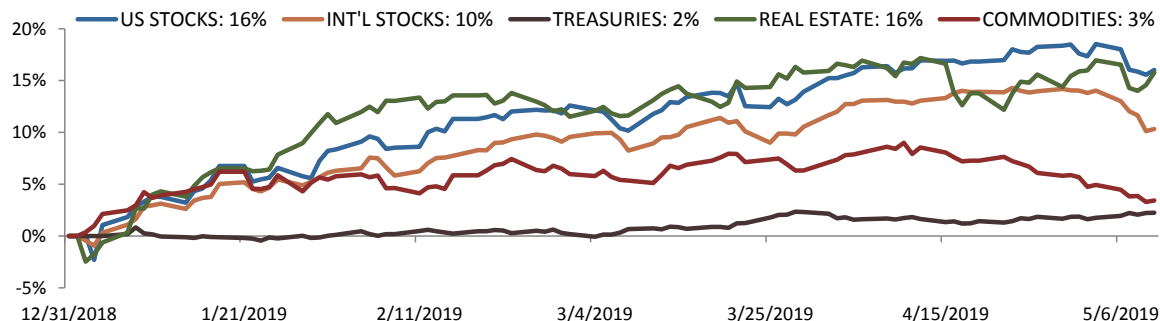


World Wrap

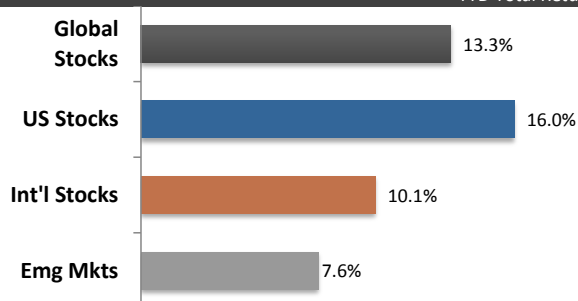
Major Asset Classes

* YTD Total Returns



World Stock Markets

* YTD Total Returns



Equities declined last week after investor sentiment hits extreme and another wave of US China trade tensions hit markets.

US Stocks

	1WK	YTD ↓	1YR
NASDAQ Comp	-3.0%	19.8%	8.1%
Dow Transport	-3.2%	16.2%	1.5%
S&P 500	-2.1%	15.8%	8.0%
Dow Industrial	-2.0%	12.2%	7.4%

Healthcare sector now under pressure from another front. 44 states file suit and accuse 20 drug companies of price fixing.

US Style Boxes

* YTD Total Returns

	Value	Core	Growth
Large	14.3%	15.8%	17.1%
Mid	16.8%	16.9%	16.9%
Small	15.9%	14.7%	13.6%

US Sectors

	1WK	YTD ↓	1YR
Technology	-3.4%	23.3%	10.2%
Consumer Discretion	-2.5%	19.5%	13.2%
Telecom	-1.9%	19.1%	17.4%
Communication Services	-1.9%	19.1%	17.4%
Industrials	-2.7%	19.1%	4.5%
Financials	-2.2%	16.0%	-0.8%
Consumer Staples	-0.3%	13.9%	19.5%
Energy	-0.3%	12.7%	-13.7%
Utilities	-0.6%	10.4%	19.4%
Basic Materials	-2.8%	9.6%	-4.5%
Healthcare	-1.5%	3.2%	10.4%

International Stocks

	1WK	YTD ↓	1YR
Developed Mkts	-2.6%	10.3%	-5.6%
Frontier Mkts	0.1%	9.0%	-7.3%
Emerging Mkts	-4.5%	7.6%	-8.1%

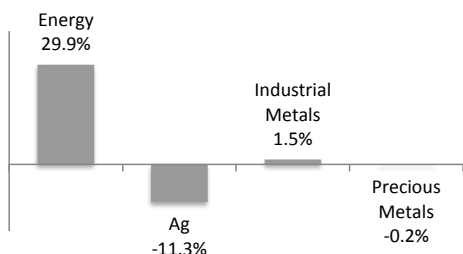
China announced retaliatory tariff hikes, also threatened to stop purchasing US ag products.

REIT Sectors

	1WK	YTD ↓	1YR
Residential	-0.5%	17.2%	23.4%
Retail	-1.5%	11.2%	15.7%
Mortgage	-1.0%	10.2%	9.4%

Commodity Sectors

* YTD Total Returns



Key Commodities

	1WK	YTD ↓	1YR
Bitcoin	11.1%	74.0%	-30.1%
Crude Oil - WTI	-0.4%	34.3%	-10.7%
Lumber	3.0%	7.8%	-39.5%
Copper	-1.8%	3.3%	-9.7%
Gold	0.5%	0.3%	-3.2%
Silver	-1.2%	-5.2%	-12.6%
Natural Gas	2.1%	-7.4%	0.1%

World Regions

	1WK	YTD ↓	1YR
US	-2.1%	16.0%	7.9%
Middle East	-4.4%	12.4%	17.8%
Developed Europe	-2.6%	11.8%	-5.6%
Emerging Europe	-3.6%	7.7%	4.4%
Asia	-4.0%	7.4%	-8.2%
Latin America	-2.8%	5.0%	-4.7%
Africa	-1.2%	2.8%	-14.5%

Top 5 Investable Countries

	1WK	YTD ↓	1YR
Egypt	-3.8%	22.1%	0.7%
Colombia	-0.3%	19.0%	-7.7%
Canada	-1.5%	17.2%	0.3%
Netherlands	-2.8%	16.5%	0.0%
US	-2.1%	16.0%	7.9%

Fixed Income

	Current Yld	1WK	YTD ↓	1YR
US High Yield	6.7%	-0.5%	8.3%	6.0%
Global HY	6.4%	-0.4%	7.4%	4.5%
US Corp	3.7%	0.2%	5.6%	6.8%
Global Corp	2.9%	0.2%	4.7%	3.8%
US Munis	3.1%	0.5%	4.1%	6.1%
Global Gov't	1.1%	0.8%	1.8%	1.7%

US Treasuries

	Current Yld	1WK	YTD ↓	1YR
20 Year	2.7%	1.1%	4.1%	8.1%
10 Year	2.5%	1.1%	4.0%	8.1%
5 Year	2.2%	0.8%	3.2%	7.3%
90 Day	2.4%	0.0%	0.9%	2.3%

Commodities have given up 2/3rds of their ytd gains in a month. Economically sensitive commodities signaling economic slowdown. Bitcoin climbed 11% last week.

Data is provided by Factset as of the previous Friday's close. If you have any questions regarding the data presented in this report, please feel free to contact us at info@cypresscapital.com. © 2018 Cypress Capital, LLC. All rights reserved. The information contained in this report may not be published, broadcast, rewritten or otherwise distributed without prior written consent from Cypress Capital, LLC. Comments are provided as a general market overview and should not be considered investment advice or predictive of any future market performance. This report does not constitute an offer to sell, or the solicitation of an offer to buy, any securities. Cypress Capital does not guarantee the accuracy or completeness of this report, nor does Cypress Capital assume any liability for any loss that may result from reliance by any person upon any such information or opinions. Such information and opinions are subject to change without notice and are for general information only.