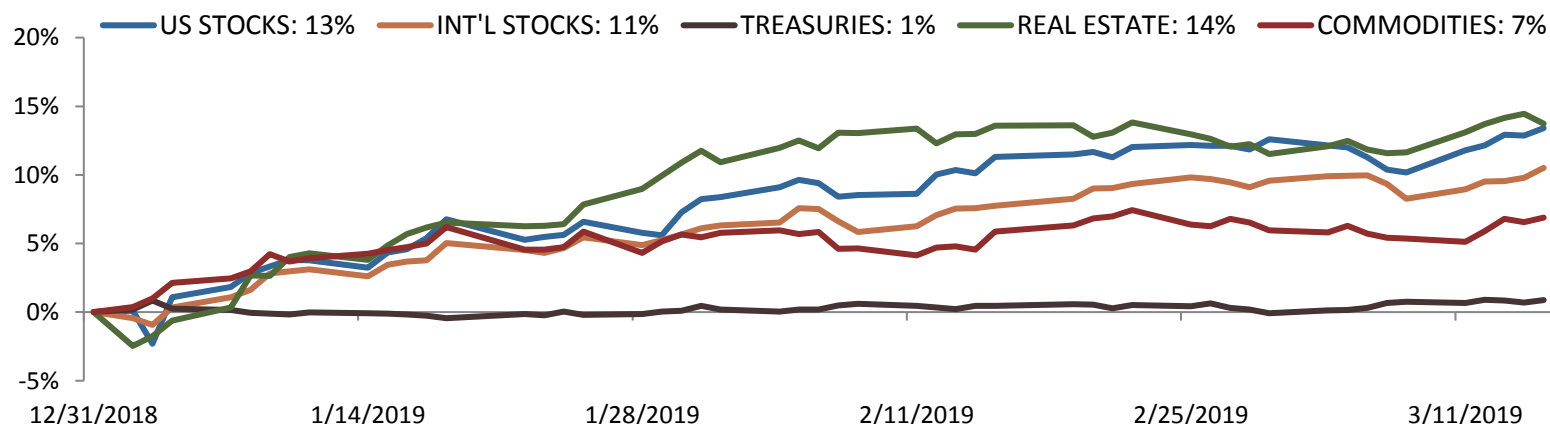


World Wrap

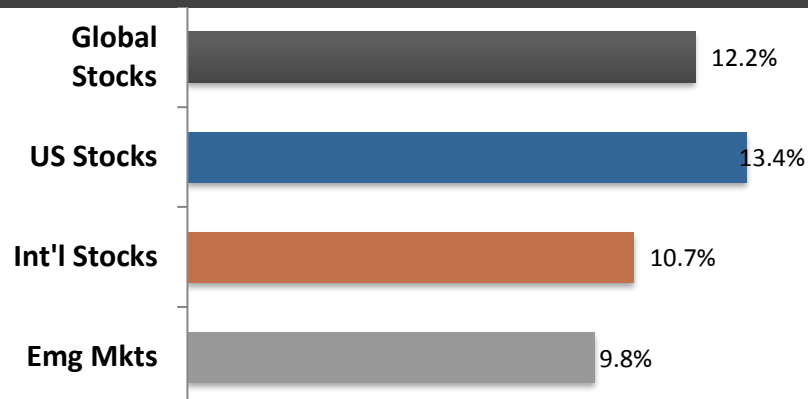
Major Asset Classes

* YTD Total Returns



World Stock Markets

* YTD Total Returns



Big move higher in commodities last week on a 4.3% bounce in oil prices. Real Estate still leads all asset classes.

US Stocks

	1WK	YTD ↓	1YR
NASDAQ Comp	3.8%	16.2%	3.9%
S&P 500	2.9%	13.1%	4.8%
Dow Transport	1.9%	12.9%	-1.2%
Dow Industrial	1.6%	11.5%	6.3%

US Style Boxes

* YTD Total Returns

	Value	Core	Growth
Large	12.5%	13.1%	13.7%
Mid	14.8%	14.4%	14.0%
Small	13.6%	12.4%	11.3%

Both small stocks and value stocks gave up their leads last week. Last year's trend of growth and big stocks leading has reasserted itself.

US Sectors

	1WK	YTD ↓	1YR
Technology	4.9%	18.2%	6.6%
Industrials	0.3%	15.7%	-0.7%
Energy	3.2%	15.3%	1.5%
Telecom	2.3%	14.6%	5.7%
Financials	3.0%	12.4%	-5.8%
Consumer Discretion	2.7%	12.3%	5.7%
Utilities	1.9%	10.9%	21.1%
Basic Materials	1.7%	10.2%	-4.3%
Consumer Staples	2.4%	9.3%	6.5%
Healthcare	3.3%	6.9%	9.6%

International Stocks

	1WK	YTD ↓	1YR
Developed Mkts	2.8%	10.5%	-4.5%
Emerging Mkts	2.7%	9.8%	-10.6%
Frontier Mkts	1.2%	6.9%	-14.4%

Developed markets are leading emerging. Trump-Xi summit, originally hoped to occur in March, will likely be delayed until June.

World Regions

	1WK	YTD ↓	1YR
US	2.9%	13.4%	4.8%
Developed Europe	3.7%	12.3%	-3.4%
Latin America	4.5%	11.9%	-3.3%
Emerging Europe	2.3%	9.2%	0.1%
Asia	2.1%	8.4%	-9.5%
Middle East	1.2%	7.0%	14.6%
Africa	-0.4%	4.0%	-14.5%

Top 5 Investable Countries

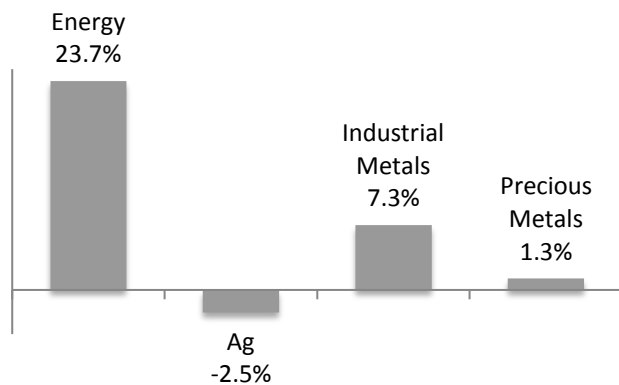
Colombia	7.8%	25.5%	7.4%
Egypt	-0.2%	17.1%	-8.7%
China	3.1%	16.8%	-13.3%
Canada	1.9%	16.2%	3.8%
Vietnam	0.8%	15.6%	-10.4%

REIT Sectors

	1WK	YTD ↓	1YR
Residential	1.7%	15.2%	26.7%
Retail	1.4%	10.3%	17.5%
Mortgage	1.6%	9.2%	12.7%

Commodity Sectors

* YTD Total Returns



Key Commodities

	1WK	YTD ↓	1YR
Crude Oil - WTI	4.3%	27.7%	-0.8%
Lumber	-5.2%	17.4%	-21.1%
Copper	0.6%	8.3%	-5.4%
Bitcoin	1.5%	6.8%	-53.0%
Gold	0.3%	1.6%	-1.8%
Natural Gas	-2.5%	0.2%	11.0%
Silver	-0.1%	-1.5%	-7.5%

Fixed Income

	Current Yld	1WK	YTD ↓	1YR
US High Yield	6.7%	0.8%	6.7%	5.0%
Global HY	6.4%	1.0%	6.1%	2.5%
US Corp	3.9%	0.3%	3.4%	3.7%
Global Corp	3.1%	0.7%	3.1%	0.5%
US Munis	3.3%	0.2%	1.8%	4.4%
Global Gov't	1.2%	0.3%	0.7%	-1.7%

US Treasuries

5 Year	2.4%	0.2%	1.1%	4.5%
10 Year	2.6%	0.1%	1.1%	4.4%
20 Year	2.9%	0.1%	1.0%	4.2%
90 Day	2.4%	0.0%	0.5%	2.2%

Fed meeting this week. They are expected to announce Wednesday when they will stop the wind down of balance sheet runoff - consensus is September.

Data is provided by Factset as of the previous Friday's close. If you have any questions regarding the data presented in this report, please feel free to contact us at info@cyresscapital.com. © 2018 Cypress Capital, LLC. All rights reserved. The information contained in this report may not be published, broadcast, rewritten or otherwise distributed without prior written consent from Cypress Capital, LLC. Comments are provided as a general market overview and should not be considered investment advice or predictive of any future market performance. This report does not constitute an offer to sell, or the solicitation of an offer to buy, any securities. Cypress Capital does not guarantee the accuracy or completeness of this report, nor does Cypress Capital assume any liability for any loss that may result from reliance by any person upon any such information or opinions. Such information and opinions are subject to change without notice and are for general information only.